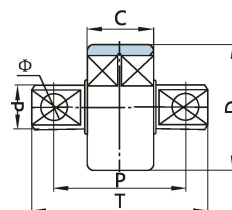
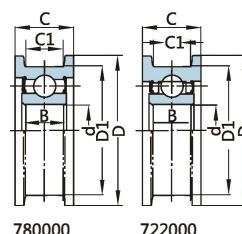


SIDE ROLLER BEARINGS



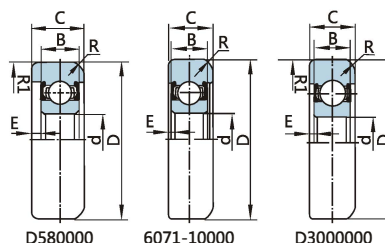
Bearing No.	Structure	Boundary Dimensions						Application
		d	D	C	L	P	Φ	
C2-3	sleeve bearing	20	58	30	80	60	12.5	2~3t
C6-10	sleeve bearing	30	82	34.5	90	70	13	6~10t

FORKLIFT MAST BEARINGS



Bearing No.	Boundary Dimensions					
	d	D	D1	C	C1	B
780306	30	96	80	24	16	19
780606K	30	87	75	34	22	26
780308	40	120	110	40	30	23
780408	45	134	115	39	29	27
780309	45	138	125	58	34	25
780309K	45	126	110	36	25	25
722711	55	144	122	56	43	40

FORKLIFT MAST BEARINGS



Bearing No.	Boundary Dimensions						
	d	D	C	B	E	R1	R
D580006	35	98.5	29	21	5.24	387	8
D580007	35	99	29	21	5.24	387	8
D581814	40	108.6	31	23	5	220	6
6071-13220	40	114.12	28.08	23	1.38	—	8
D300038	45	127	31.75	25	3.35	242	7.92